



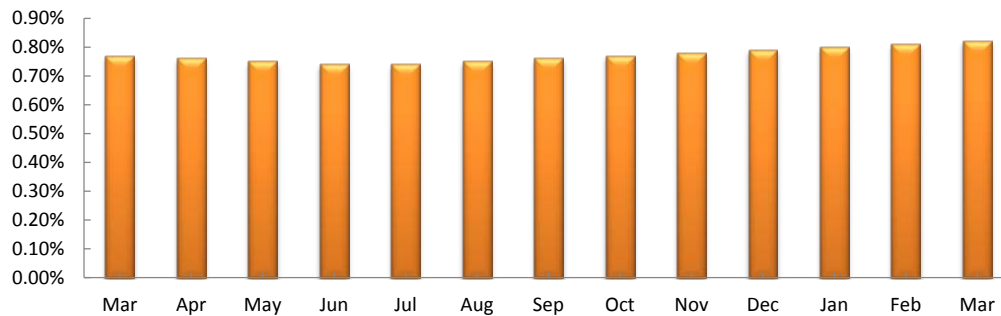
Current Investing Rates

March 31, 2017

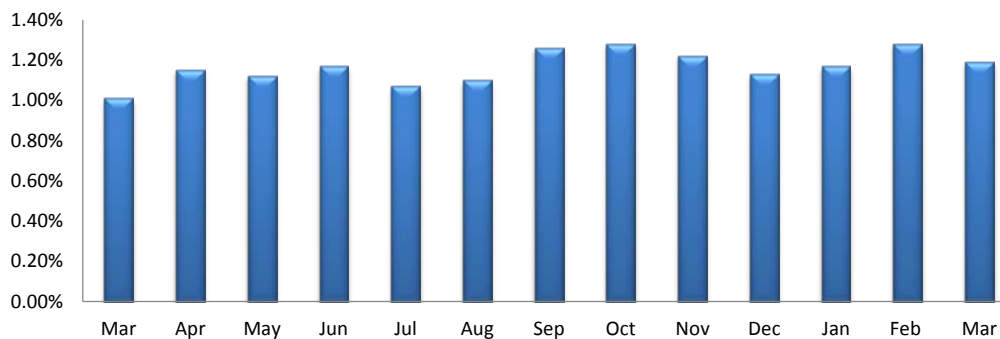
	<u>One Month</u>	<u>Three Months</u>	<u>Year- to-date</u>	<u>One Year</u>	<u>Since Inception</u>
Money Market Fund:					
First Nations Finance Authority **	0.07%	0.21%	0.21%	0.82%	4.03%
Intermediate Fund:					
First Nations Finance Authority **	0.07%	0.31%	0.31%	1.19%	3.66%
Bond Fund:					
First Nations Finance Authority **	0.13%	0.69%	0.69%	1.48%	6.19%

** After fees

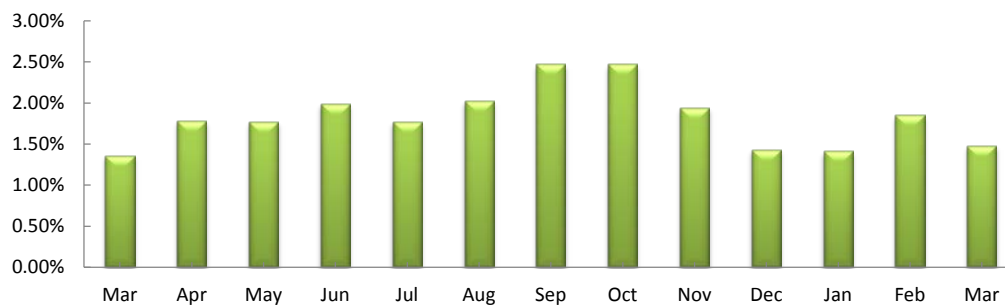
Money Market Fund



Intermediate Fund



Bond Fund





Current Investing Rates

March 31, 2017

	<u>One Year Annualized</u>	<u>Since Inception</u>
Money Market Fund:		
First Nations Finance Authority	0.82%	4.03%
<i>Custom Benchmark**</i>	0.33%	3.78%
Intermediate Fund:		
First Nations Finance Authority	1.19%	3.66%
DEX 365-Day T-Bill Index	0.31%	3.28%
Bond Fund:		
First Nations Finance Authority	1.48%	6.19%
DEX 91-Day T-Bill Index	1.07%	5.91%

Note: All results/indices presented after net fees

***Represents custom benchmark: changed from DEX 91-day T-bill Index effective January 1, 2013*

