



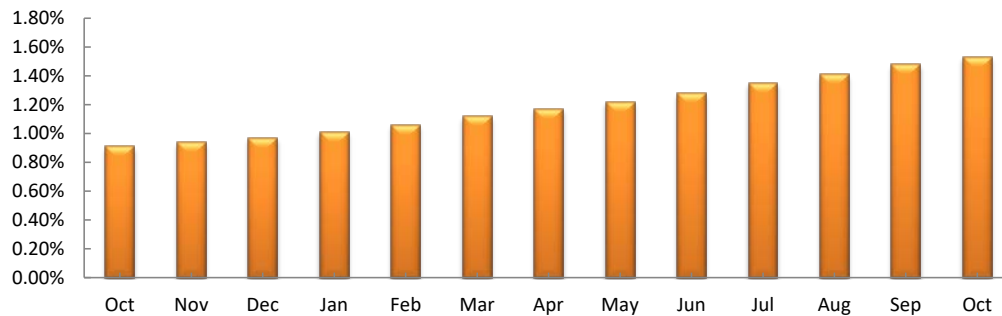
Current Investing Rates

October 31, 2018

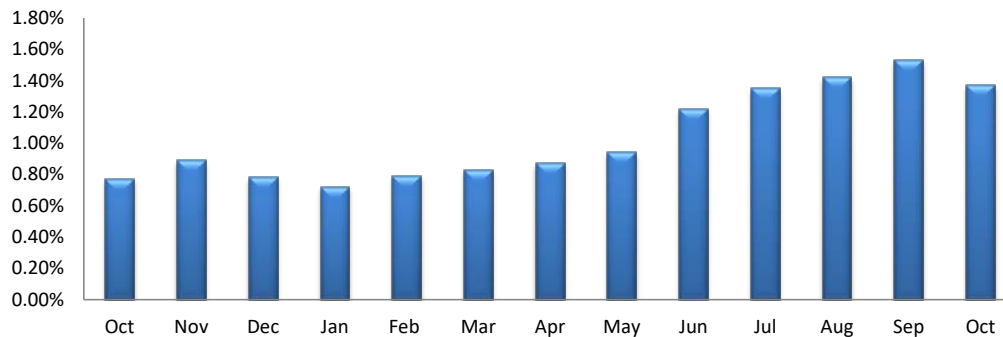
	<u>One Month</u>	<u>Three Months</u>	<u>Year- to-date</u>	<u>One Year</u>	<u>Since Inception</u>
Money Market Fund:					
First Nations Finance Authority **	0.15%	0.44%	1.33%	1.53%	3.88%
Intermediate Fund:					
First Nations Finance Authority **	0.10%	0.40%	1.25%	1.37%	3.49%
Bond Fund:					
First Nations Finance Authority **	-0.11%	0.01%	0.43%	0.14%	5.85%

** After fees

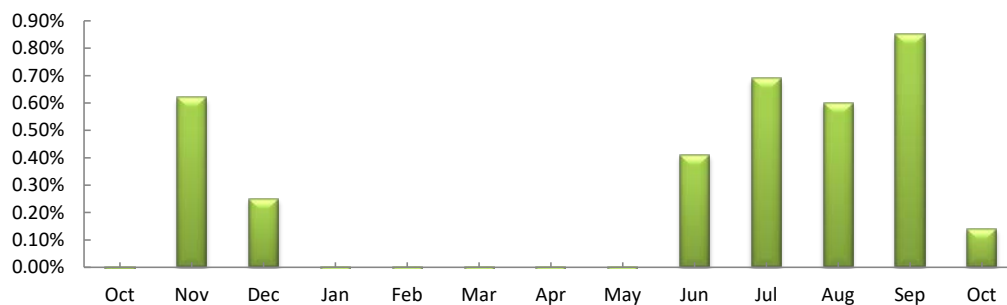
Money Market Fund



Intermediate Fund



Bond Fund





Current Investing Rates

October 31, 2018

	<u>One Year Annualized</u>	<u>Since Inception</u>
Money Market Fund:		
First Nations Finance Authority	1.53%	3.88%
<i>Custom Benchmark**</i>	1.00%	3.61%
Intermediate Fund:		
First Nations Finance Authority	1.37%	3.49%
DEX 365-Day T-Bill Index	0.98%	3.10%
Bond Fund:		
First Nations Finance Authority	0.14%	5.85%
DEX 91-Day T-Bill Index	-0.08%	5.56%

Note: All results/indices presented after net fees

***Represents custom benchmark: changed from DEX 91-day T-bill Index effective January 1, 2013*

