



Current Investing Rates

January 31, 2019

Money Market Fund:

First Nations Finance Authority **

<u>One Month</u>	<u>Three Months</u>	<u>Year- to-date</u>	<u>One Year</u>	<u>Since Inception</u>
0.17%	0.50%	0.17%	1.71%	3.86%

Intermediate Fund:

First Nations Finance Authority **

0.37%	1.01%	0.37%	2.20%	3.50%
-------	-------	-------	-------	-------

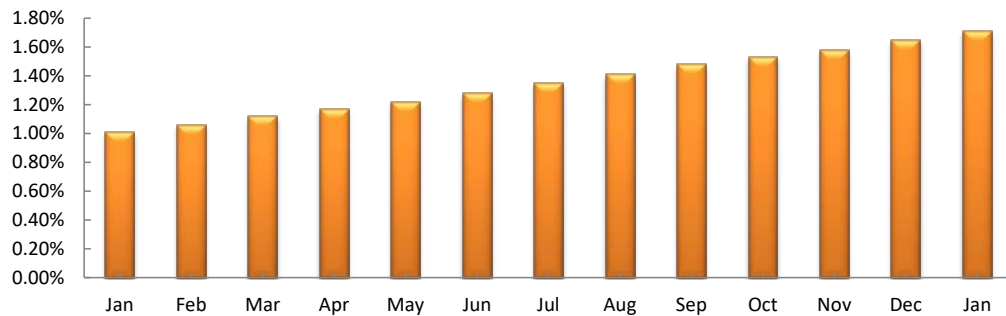
Bond Fund:

First Nations Finance Authority **

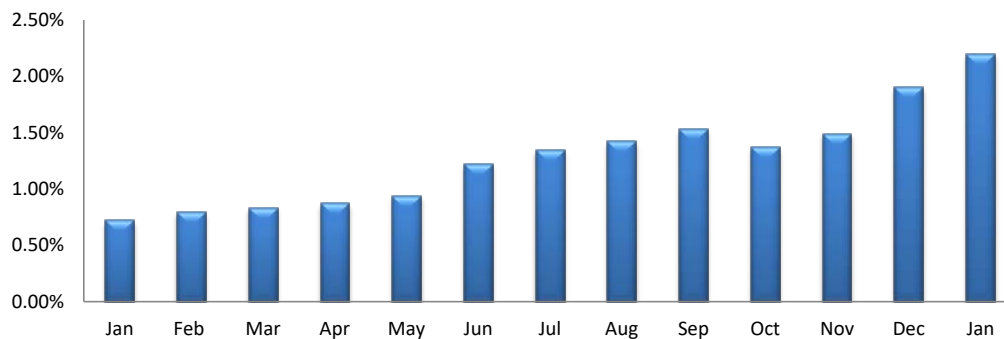
0.66%	2.00%	0.66%	2.68%	5.86%
-------	-------	-------	-------	-------

**** After fees**

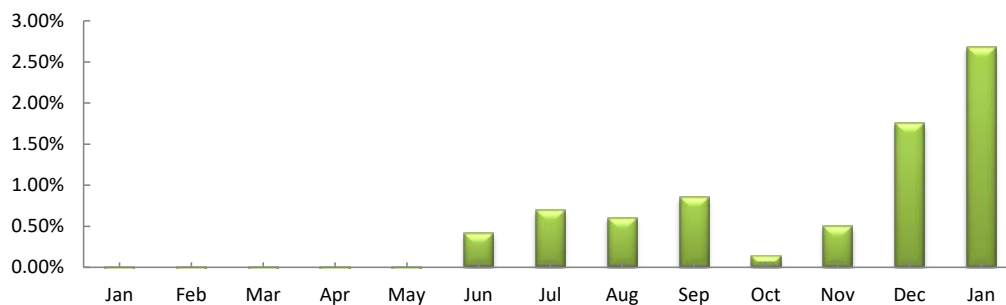
Money Market Fund



Intermediate Fund



Bond Fund





Current Investing Rates

January 31, 2019

	<u>One Year Annualized</u>	<u>Since Inception</u>
Money Market Fund:		
First Nations Finance Authority	1.71%	3.86%
<i>Custom Benchmark**</i>	1.20%	3.60%
 Intermediate Fund:		
First Nations Finance Authority	2.20%	3.50%
DEX 365-Day T-Bill Index	1.74%	3.11%
 Bond Fund:		
First Nations Finance Authority	2.68%	5.86%
DEX 91-Day T-Bill Index	2.62%	5.59%

Note: All results/indices presented after net fees

***Represents custom benchmark: changed from DEX 91-day T-bill Index
effective January 1, 2013*

