



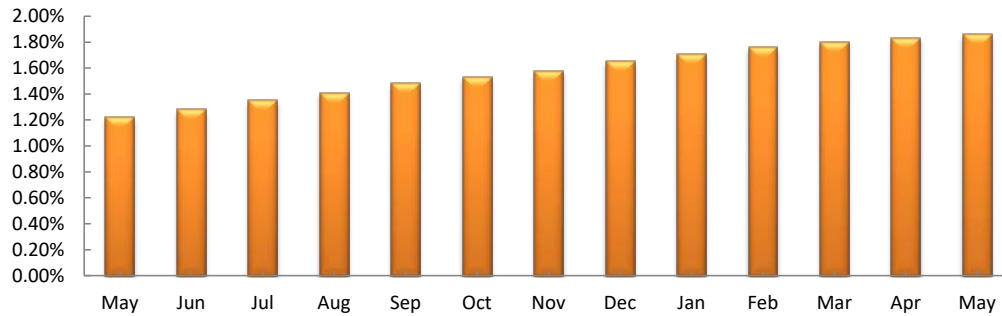
# Current Investing Rates

May 31, 2019

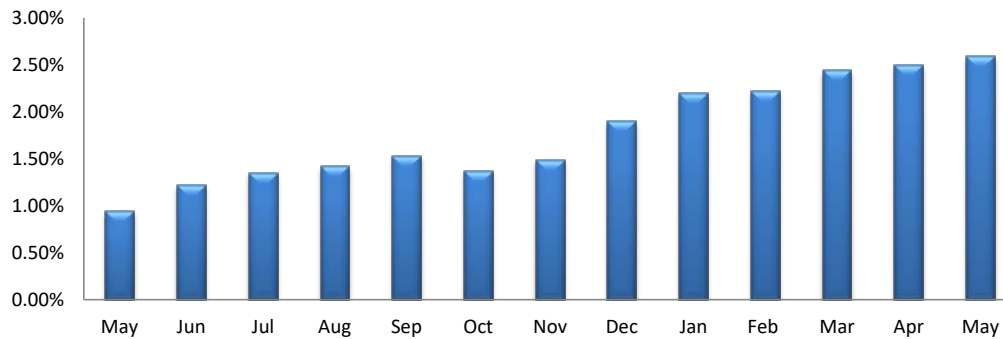
	One Month	Three Months	Year- to-date	One Year	Since Inception
<b>Money Market Fund:</b>					
First Nations Finance Authority **	0.16%	0.48%	0.86%	1.86%	3.84%
<b>Intermediate Fund:</b>					
First Nations Finance Authority **	0.22%	0.76%	1.32%	2.59%	3.49%
<b>Bond Fund:</b>					
First Nations Finance Authority **	0.49%	1.59%	2.47%	3.95%	5.86%

\*\* After fees

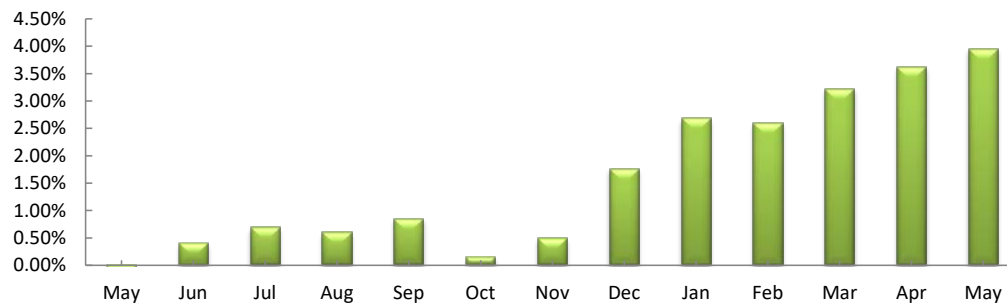
## Money Market Fund



## Intermediate Fund



## Bond Fund





# Current Investing Rates

**May 31, 2019**

	<u>One Year Annualized</u>	<u>Since Inception</u>
<b>Money Market Fund:</b>		
First Nations Finance Authority	<b>1.86%</b>	<b>3.84%</b>
<i>Custom Benchmark**</i>	1.37%	3.57%
<b>Intermediate Fund:</b>		
First Nations Finance Authority	<b>2.59%</b>	<b>3.49%</b>
DEX 365-Day T-Bill Index	1.96%	3.09%
<b>Bond Fund:</b>		
First Nations Finance Authority	<b>3.95%</b>	<b>5.86%</b>
DEX 91-Day T-Bill Index	3.96%	5.59%

Note: All results/indices presented after net fees

*\*\*Represents custom benchmark: changed from DEX 91-day T-bill Index effective January 1, 2013*

