



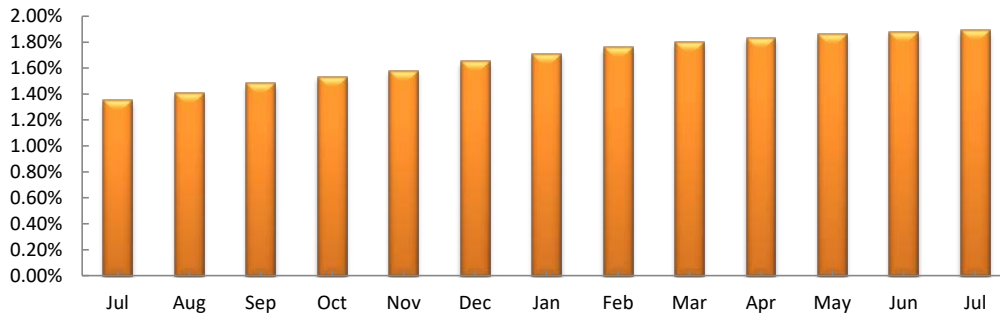
# Current Investing Rates

**July 31, 2019**

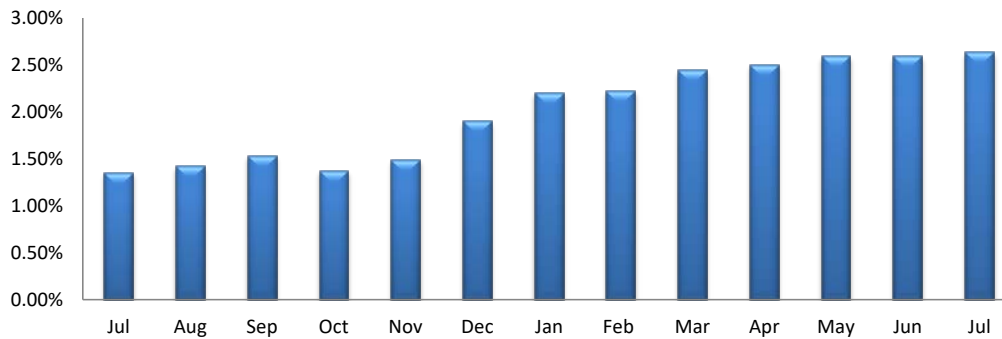
	<u>One Month</u>	<u>Three Months</u>	<u>Year-to-date</u>	<u>One Year</u>	<u>Since Inception</u>
<b>Money Market Fund:</b>					
First Nations Finance Authority **	0.15%	0.46%	1.12%	1.89%	3.83%
<b>Intermediate Fund:</b>					
First Nations Finance Authority **	0.14%	0.47%	1.57%	2.63%	3.48%
<b>Bond Fund:</b>					
First Nations Finance Authority **	0.00%	0.69%	2.68%	4.05%	5.83%

\*\* After fees

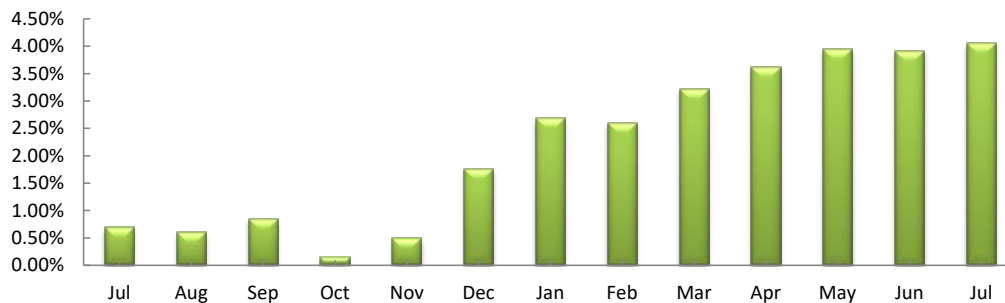
## Money Market Fund



## Intermediate Fund



## Bond Fund





# Current Investing Rates

**July 31, 2019**

	<u>One Year Annualized</u>	<u>Since Inception</u>
<b>Money Market Fund:</b>		
First Nations Finance Authority	<b>1.89%</b>	<b>3.83%</b>
<i>Custom Benchmark**</i>	1.46%	3.56%
<b>Intermediate Fund:</b>		
First Nations Finance Authority	<b>2.64%</b>	<b>3.48%</b>
DEX 365-Day T-Bill Index	2.03%	3.08%
<b>Bond Fund:</b>		
First Nations Finance Authority	<b>4.05%</b>	<b>5.83%</b>
DEX 91-Day T-Bill Index	4.00%	5.56%

Note: All results/indices presented after net fees

*\*\*Represents custom benchmark: changed from DEX 91-day T-bill Index effective January 1, 2013*

