



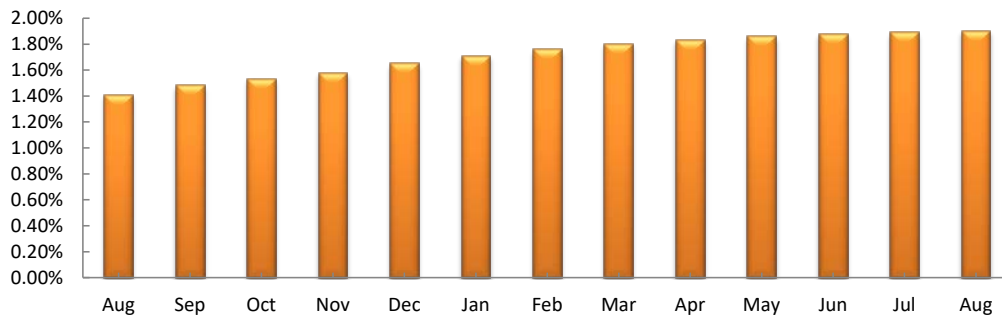
Current Investing Rates

August 31, 2019

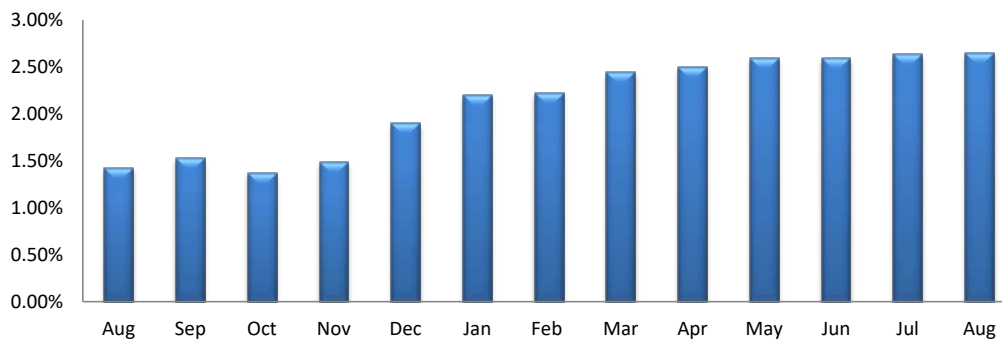
	<u>One Month</u>	<u>Three Months</u>	<u>Year-to-date</u>	<u>One Year</u>	<u>Since Inception</u>
Money Market Fund:					
First Nations Finance Authority **	0.15%	0.45%	1.27%	1.90%	3.82%
Intermediate Fund:					
First Nations Finance Authority **	0.22%	0.47%	1.80%	2.65%	3.48%
Bond Fund:					
First Nations Finance Authority **	0.65%	0.85%	3.34%	4.38%	5.84%

** After fees

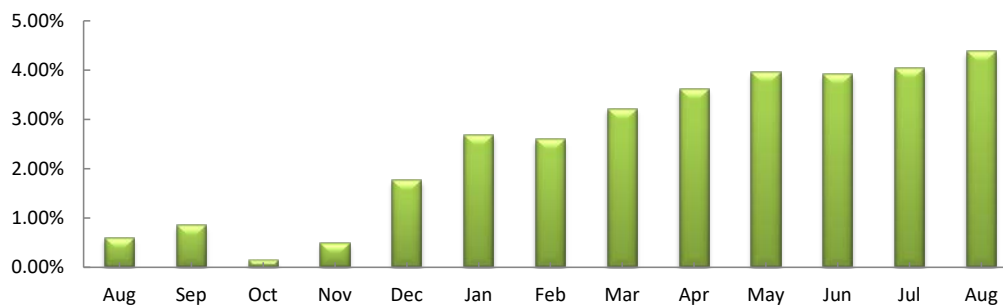
Money Market Fund



Intermediate Fund



Bond Fund





Current Investing Rates

August 31, 2019

	<u>One Year Annualized</u>	<u>Since Inception</u>
Money Market Fund:		
First Nations Finance Authority	1.90%	3.82%
<i>Custom Benchmark**</i>	1.48%	3.56%
Intermediate Fund:		
First Nations Finance Authority	2.65%	3.48%
DEX 365-Day T-Bill Index	2.17%	3.08%
Bond Fund:		
First Nations Finance Authority	4.38%	5.84%
DEX 91-Day T-Bill Index	4.33%	5.56%

Note: All results/indices presented after net fees

***Represents custom benchmark: changed from DEX 91-day T-bill Index effective January 1, 2013*

