



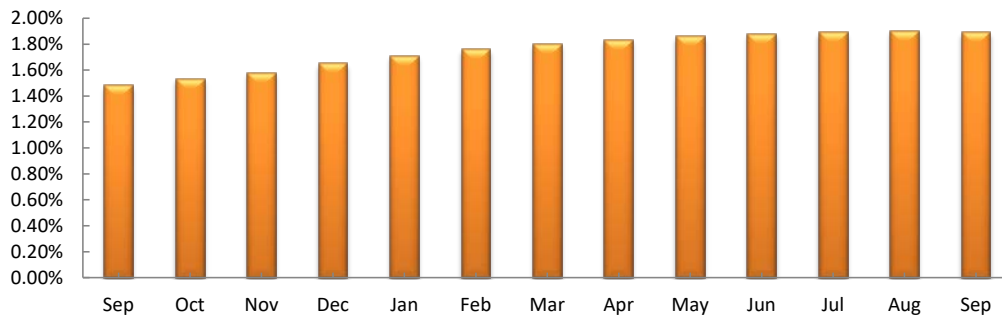
Current Investing Rates

September 30, 2019

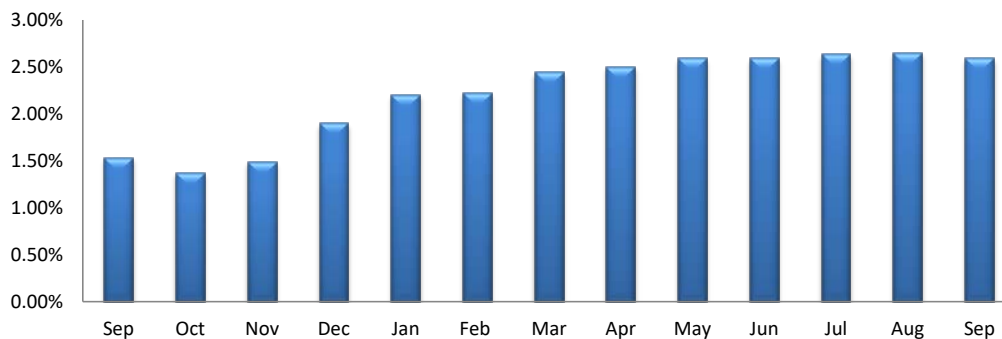
	<u>One Month</u>	<u>Three Months</u>	<u>Year-to-date</u>	<u>One Year</u>	<u>Since Inception</u>
Money Market Fund:					
First Nations Finance Authority **	0.14%	0.45%	1.42%	1.89%	3.82%
Intermediate Fund:					
First Nations Finance Authority **	0.03%	0.39%	1.83%	2.59%	3.47%
Bond Fund:					
First Nations Finance Authority **	-0.31%	0.33%	3.02%	4.27%	5.81%

** After fees

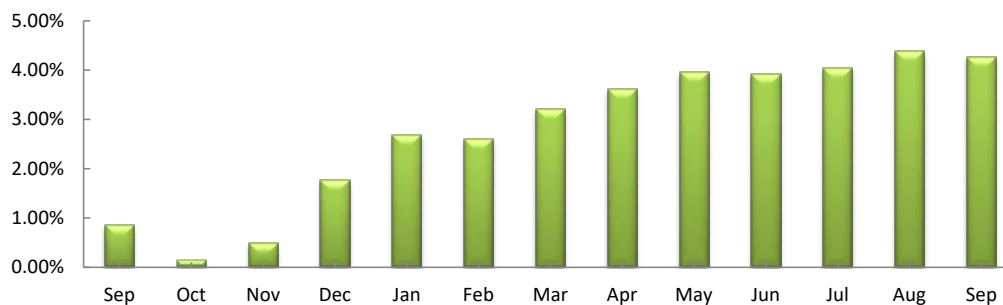
Money Market Fund



Intermediate Fund



Bond Fund





Current Investing Rates

September 30, 2019

	<u>One Year Annualized</u>	<u>Since Inception</u>
Money Market Fund:		
First Nations Finance Authority	1.89%	3.82%
<i>Custom Benchmark**</i>	1.50%	3.55%
Intermediate Fund:		
First Nations Finance Authority	2.59%	3.47%
DEX 365-Day T-Bill Index	2.07%	3.07%
Bond Fund:		
First Nations Finance Authority	4.27%	5.81%
DEX 91-Day T-Bill Index	4.15%	5.54%

Note: All results/indices presented after net fees

***Represents custom benchmark: changed from DEX 91-day T-bill Index effective January 1, 2013*

